

**KAKATIYA GOVERNMENT COLLEGE,
HANAMKONDA**

WARANGAL URBAN



**STUDENT STUDY PROJECT
(2020-2021)**

Satisfaction level of Degree College students

(A comparative study between Government College and Private Colleges in Hanumakonda)

Under the Supervision of

K.Linga Reddy

**Asst. Professor of Commerce, Kakatiya Government College,
Hanamkonda**

Details of the Students Participated in this Study Project

Sl.No	H T No	Name of the Student	Class
1	006202007	AKKATI HARINATH	B Com CA-III yr
2	006202008	AKKINAVENI PRASHANTH	B Com CA-III yr
3	006202010	ALLEPU GANESH	B Com CA-III yr
4	006202011	AMBALA PAVAN KUMAR	B Com CA-III yr
5	006202012	AMGOTHU SRINIVAS	B Com CA-III yr
6	006202013	ANAPARTHI SAI RAM	B Com CA-III yr
7	006202014	ANISHETTI RUCHITHA	B Com CA-III yr
8	006202015	ANKESHWARAPU NAVANI	B Com CA-III yr
9	006202017	ANUMASA ANUSHA	B Com CA-III yr
10	006202018	ARELLI PRAVEEN	B Com CA-III yr
11	006202019	ARELLI SRAVANI	B Com CA-III yr
12	006202020	AREPALLY VAMSHI KRISHNA	B Com CA-III yr
13	006202021	ARSHAM JYOTHSNA	B Com CA-III yr
14	006202022	ASHADAPU NAVEEN	B Com CA-III yr
15	006202023	ASHADAPU PRAVEEN	B Com CA-III yr
16	006202024	ATTEM MADHUSUDAN	B Com CA-III yr
17	006202026	AVUNURI SAMBA RAJU	B Com CA-III yr
18	006202027	AYYORI DEEKSHA	B Com CA-III yr
19	006202028	BADANAPOORI DAYAKAR	B Com CA-III yr
20	006202029	BADAVATH ANILKUMAR	B Com CA-III yr
21	006202030	BADAVATH MAHENDER	B Com CA-III yr
22	006202031	BADAVATH SRINU	B Com CA-III yr
23	006202032	BADAVATHU SURENDER	B Com CA-III yr
24	006202033	BAIKANI PRASHANTH	B Com CA-III yr

25	006202034	BAIRAVENI VAMSHI	B Com CA-III yr
26	006202035	BALASANI ABHINAY	B Com CA-III yr
27	006202036	BALLIKURA MANEESHA	B Com CA-III yr
28	006202037	BALLIKURA PAVANI	B Com CA-III yr
29	006202038	BANALA RAVALI	B Com CA-III yr
30	006202039	BANDARI VAMSHI	B Com CA-III yr
31	006202040	BANDELA HEMANTH SHIVA SAI	B Com CA-III yr
32	006202041	BANDI MANI SATHVIK	B Com CA-III yr
33	006202042	BANDI SRIRAM	B Com CA-III yr
34	006202043	BANOTH HATHIRAM	B Com CA-III yr
35	006202044	BANOTH NAVEEN	B Com CA-III yr
36	006202045	BANOTH NAVEEN	B Com CA-III yr
37	006202046	BANOTH PRAKASH	B Com CA-III yr
38	006202050	BANOTHU RAJESH NAYAK	B Com CA-III yr
39	006202051	BARIGELA SRINATH	B Com CA-III yr
40	006202052	BASHAVENI PAVAN KALYAN	B Com CA-III yr
41	006202053	BAVU SHIVAPRASAD	B Com CA-III yr
42	006202054	BEMBEERU ARUN	B Com CA-III yr
43	006202055	BHUKYA MURALI	B Com CA-III yr
44	006202056	BHUKYA SANTHOSH	B Com CA-III yr
45	006202057	BHUKYA SURESH	B Com CA-III yr
46	006202058	BHUMA SAITEJA	B Com CA-III yr
47	006202059	BIJILI SANDHYA	B Com CA-III yr
48	006202060	BILLAM NARESH	B Com CA-III yr
49	006202061	BODA NARENDER	B Com CA-III yr
50	006202063	BODDU SATHWIK KUMAR	B Com CA-III yr

Student Study Project on

Satisfaction level of Degree College students

(A comparative study between Government College and Private Colleges in Hanumakonda)

K. LINGA REDDY, Assistant Professor of Commerce

Introduction

Student satisfaction is an important issue for college administrators. What makes students more or less satisfied with their institution? Studies have shown that important concerns such as retention and graduation rates are influenced by satisfaction. In addition, it is likely that such diverse issues as alumni giving, comments to college guidebooks, and informal recommendations to their known students are related to general student satisfaction. In effect, levels of satisfaction among the student body provide a sort of “report card” for how the college is doing as a whole.

Need for the study

There is a phenomenon among the outside of the students that the government colleges will not function effectively compared to private institution. The environment that higher educational institutions have operated in has changed dramatically over the last several decades. The institutions striving to maintain or increase enrolments, improve program quality and increase donations and grants, place higher education institutions into a marketplace where significant challenges lie ahead. In this context there is need to study the satisfaction level of degree college students.

There is a need to identify and compare the quality parameters provided by both the private degree colleges and government Degree College functioning in Hanumakonda of Warangal district.

About Kakatiya Government College Hanumakonda

Kakatiya... The name spells magic! A quest for the journey into the past in precision about the ominous little word ‘Kakatiya’ grabs ones attention, naturally. This institution though informally known as KDC (Kakatiya Degree College) in reality is KGC (Kakatiya

Government College). Located in Warangal (Orugallu – historically dates back to the 12th and 13th Century known as Orugallu, privileged with the legacy of being the Capital of the Kakatiya Dynasty), The hallmarks of the eternal human genius of the Kakatiya courage, art and imagination, dexterity, rationale, erudition and aptitude are the core values considered for inheriting in the collegians is the destiny of the college prime concerns. 1972 is the seed-plot of the Kakatiya Government College history which determined the course of its livelier future. . In the course of time, the Science College which was run by the Dist. Medical & Health Department got merged in the year 1977 into the Kakatiya Government College affiliated to Kakatiya University, Warangal in order to help underprivileged students interested in Science Courses at Degree Level vide G.O. Ms. No. 54, M&H Dept. Dt. 18/01/1977. Since then, the college has become the Choicest Terminus for Junior College Pass outs to soar high with flying colours in their life and career.

Objectives of the Study

- To know the satisfaction level of students about their colleges
- To compare the satisfaction level of Government degree college with private degree colleges.

Methodology

Sources of Data

The study is mainly based on primary data. The data has been collected using structured questionnaire from Government Degree College and private college of Jammikunta town only.

Sample Size

A sample of 10 Final year pursuing students from each section such as Arts, Commerce and Sciences are selected, which constituted 30 from each college viz., Kakatiya Government Degree College(KDC), Vagdevi Degree College(VDC) and Masterji Degree College(MDC) in Jammikunta town. Hence, the study is confined to **90** students of the three colleges.

Selection of the sample

There are 6 degree colleges functioning in Jammikunta, out of which 3 colleges are functioning from the last 10 years onwards and these colleges are selected for the study. 10 final year pursuing students are selected randomly from each course of the college.

Sampling Method

The students are selected using random sampling method from each course of the college.

Statistical Techniques

The collected data had been analyzed with the help of statistical techniques like Percentage Analysis and Likert Scale Ranking Method.

Limitations of the study

- The study confined to the respondents of the 90 students.
- The analysis entirely made based on information given by the students
- It is confined to only 3 colleges of Jammikunta town.

Data Analysis

The main objective of the any institution is to promote and impart the education with a cutting edge teaching aids and inquisition using contemporary and futuristic technological method. The institutions should enable the students to enhance their knowledge by providing various facilities such as Library facilities, Computer lab, Science labs and a better environment for conducive to learning. Hence, the activities of the institutions are classified into three categories such as curricular activities, Co-Curricular activities and Extra-Curricular activities. The data relating to all the activities are collected and analysed using Likert Scale 5-Point scale Ranking Method. The satisfaction level of the students are analysed by giving the scoring points like 5 points-Highly Satisfied, 4 points-Satisfied, 3 point-Average, 2 points- Dissatisfied and 1 point- Highly Dissatisfied. The activity which has higher points it will be ranked as one followed ranks allotted based on their scores.

I. Curricular Activities

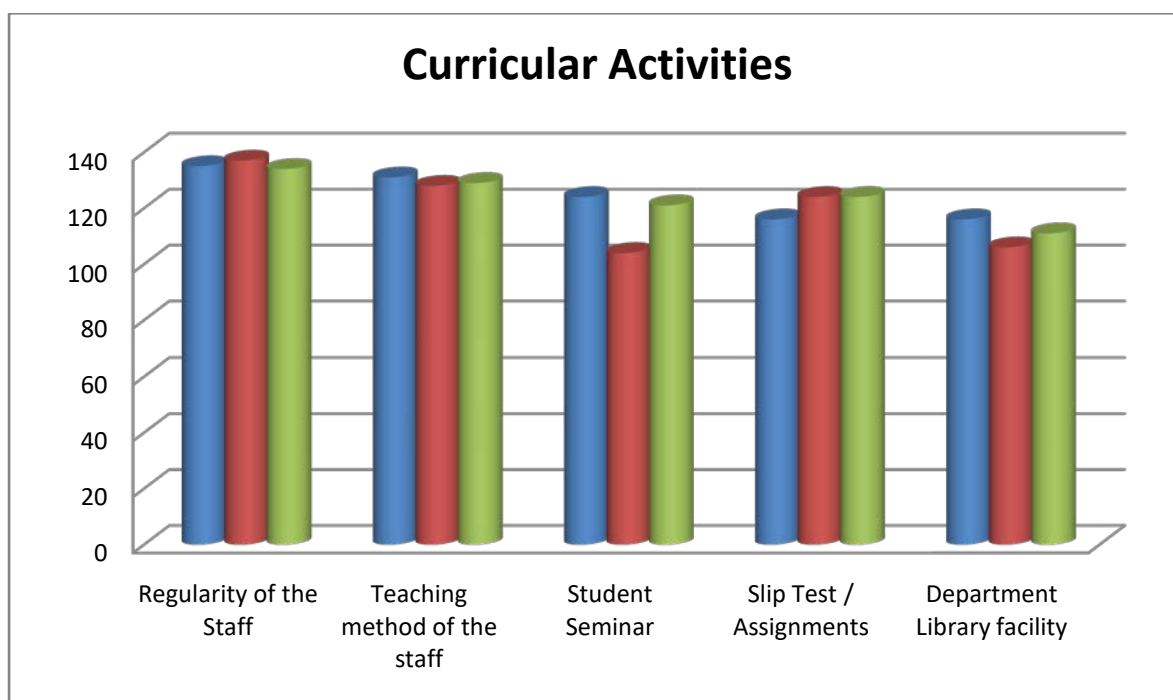
The activities which are exclusively related to the curriculum and particular department students. The faculty members of the college can teach the students and conduct various

activities for the academic development of the students. The below table gives the details about the satisfaction levels of the students relating to the academic activities.

Table-1: Curricular Activities

I. Curricular Activities	KDC	Rank	VDC	Rank	MDC	Rank	Overall	Rank
Regularity of the Staff	135	1	137	1	134	1	408	1
Teaching method of the staff	131	2	128	2	129	2	392	2
Student Seminars	124	3	104	5	121	4	357	4
Slip Test / Assignments	116	4	124	3	124	3	371	3
Department Library facility	116	4	106	4	111	5	341	5
Total	622	1	599	2	619	3	1843	

Source: Questionnaire



Source: Compiled from Questionnaire

Interpretation:

The above table and graph reveals that majority of the students in all the colleges are highly satisfied with the regularity of the staff and teaching methods adopted by the staff and it ranked as 1 and 2 respectively. It found that the satisfaction level of student seminar is low in

Kakatiya Degree College and it has very low points among all the activities of the colleges. The department library facilities in all the colleges are also low. It observed that the Kakatiya Government Degree College top ranked and followed by the Vagdevi Degree College and Masterji Degree College.

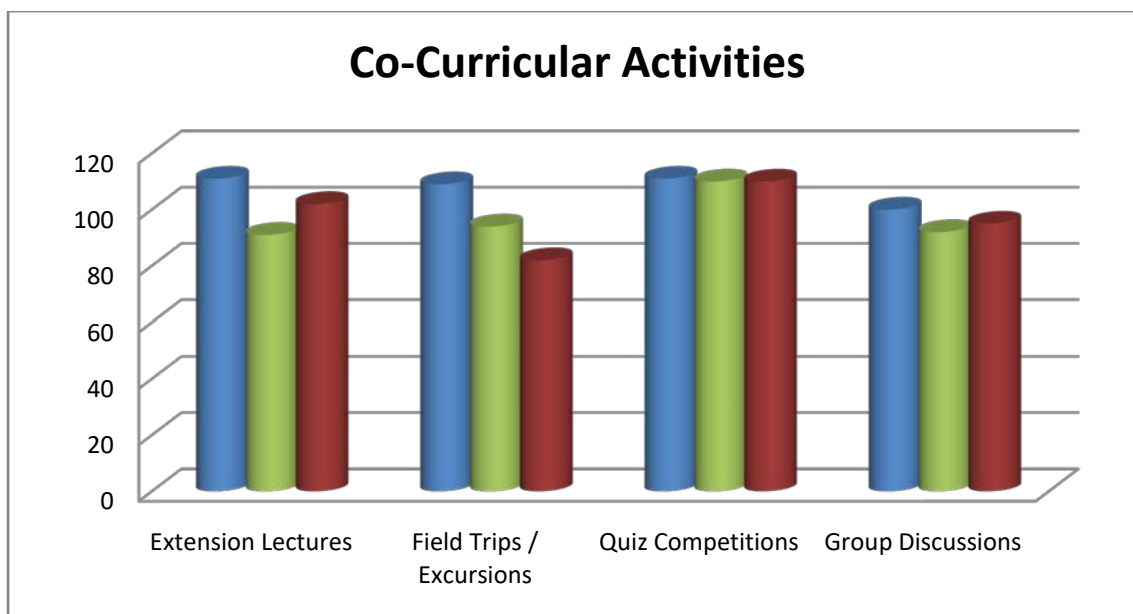
II. Co-Curricular Activities

The co-curricular activities are the activities which are additional to the curricular activities. These are supportive activities for improving communication skills, competitive skills and application of subject knowledge in real practical situation. The satisfaction level of these activities are presented in table-2

Table – 2: Co-Curricular Activities

II. Co-Curricular Activities	KDC	Rank	VDC	Rank	MDC	Rank	Overall	Rank
Extension Lectures	111	1	91	4	102	2	309	2
Field Trips / Excursions	109	3	94	2	82	4	290	4
Quiz Competitions	111	1	110	1	110	1	333	1
Group Discussions	100	4	92	3	95	3	294	3
Total	431	1	387	3	389	2	1226	

Source: Compiled from Questionnaire



Source: Compiled from Questionnaire

Interpretation:

It is observed that all colleges are conducting Quiz competition and Extension lectures to the students. The satisfaction levels of the students are very high on it and it ranked top among all the activities whereas VDC Degree College ranked last on conducting extension lectures. The satisfaction level on Group Discussion is ranked first in Kakatiya Government Degree College and Field Trips/ Excursions are ranked first in Kakatiya Degree College. On an overall basis, the Kakatiya Government Degree College have higher points i.e.431 and ranked top compared to private college.

III. Extracurricular Activities

These are the activities along with the curricular activities of the students for the overall development of the students. All the students have common to participate in this activities. The table below gives the details relating to the analysis of the extracurricular activities.

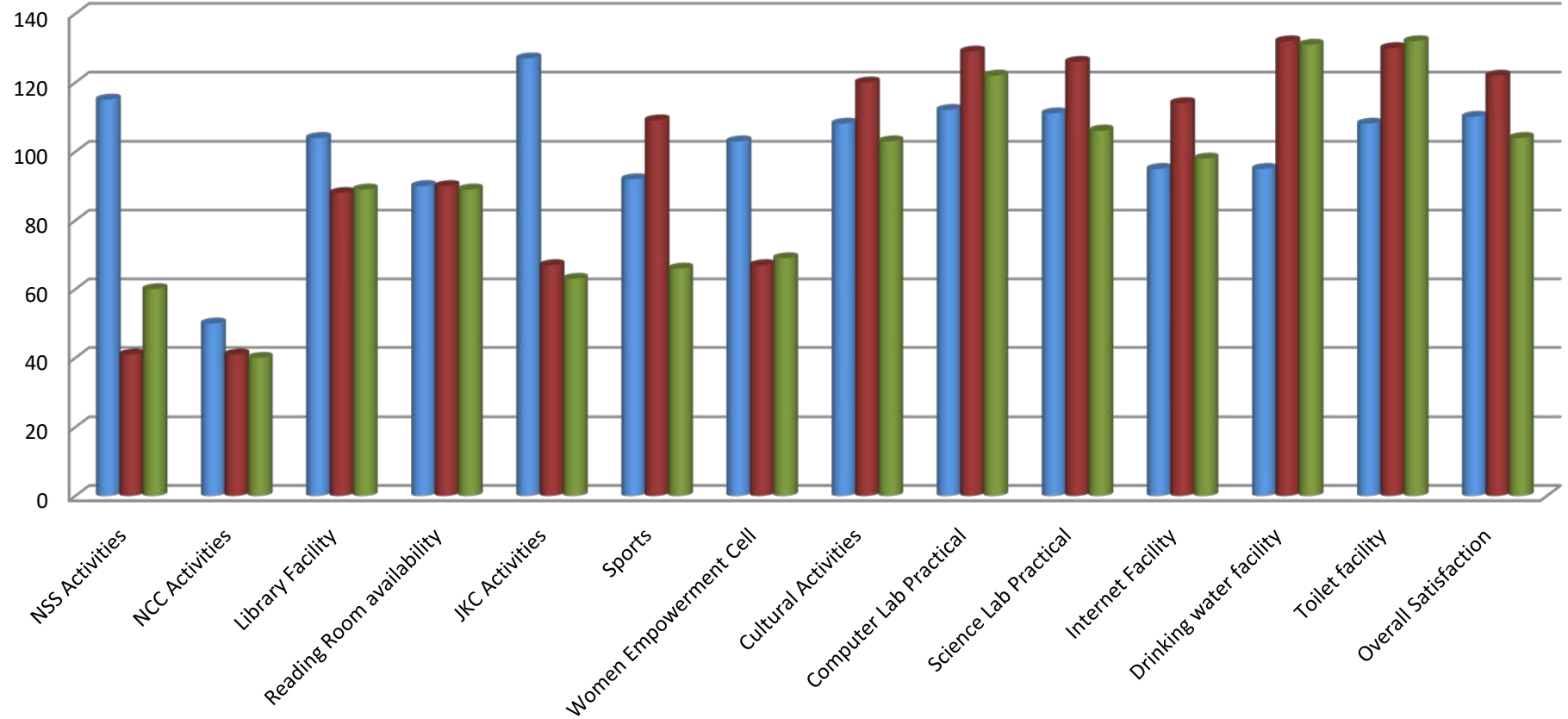
Table-3: Extracurricular Activities

III. Extracurricular Activities	KDC	RANK	VDC	RANK	MDC	RANK	Overall	Rank
NSS Activities	115	2	41	13	60	13	231	13

NCC Activities	50	14	41	13	40	14	158	14
Library Facility	104	8	88	10	89	8	299	8
Reading Room availability	90	13	90	9	89	8	291	9
JKC Activities	127	1	67	11	63	12	269	11
Sports	92	12	109	8	66	11	287	10
Women Empowerment Cell	103	9	67	11	69	10	259	12
Cultural Activities	108	6	120	6	103	6	343	6
Computer Lab Practical	112	3	129	3	122	3	369	2
Science Lab Practical	111	4	126	4	106	4	351	4
Internet Facility	95	10	114	7	98	7	324	7
Drinking water facility	95	10	132	1	131	2	369	2
Toilet facility	108	6	130	2	132	1	378	1
Overall Satisfaction	110	5	122	5	104	5	346	5
Total	1420	1	1376	2	1272	3	4071	

Source: Compiled from Questionnaire

Extracurricular Activities



Source: Compiled from Questionnaire

Interpretation:

The above table and Graph reveals that the TSKC activities are ranked top among all the activities of the Kakatiya Government Degree College compared to private colleges. The students are highly satisfied with the minimum basic facilities such as drinking water and toilet facility and it ranked on one among the private colleges but it is low in the Government Degree College. The NSS activities are very well in Kakatiya Government Degree College it ranked 2, whereas it is very poor in private colleges it ranked 13 for both the colleges. The students are highly dissatisfied with the NCC activities of the all the colleges because no college has a NCC Unit and ranked last among all the activities. The reading room availability, sports and drinking facilities are ranked last which shows that students dissatisfied on these activities in the Government Degree College. The TSKC, NSS and Women Empowerment cell ranked last among the private colleges. The student satisfaction level on cultural activities, Computer lab facility, Science Lab facility and overall satisfaction level are ranked equally among all the colleges.

On an overall basis the Kakatiya Government Degree College has scored 1420 points and it is Top compared to Vagdevi Degree College (1376) and Masterji Degree College (1293) and it ranked as second and third respectively among all the colleges.

Findings:

- The students are highly satisfied with regularity of the staff, teaching methods of the staff, Competition conducted by the colleges, Basic facilities to the students among all the colleges.
- The private college students are highly dissatisfied with the department library facility, student seminars, Field trips, Extension Lectures, NSS, NCC, JKC and Sports activities. But, they are providing better drinking water facility and toilet facilities to the students compared to Government Degree College.
- The Government Degree College students are highly satisfied with the Conducting student seminars, arranging of extension lectures, TSKC and NSS activities.

Suggestions:

On the basis of the above it the following suggestions were made for the development of student satisfaction about their colleges.

- It is better to conduct more student seminars and group discussions it will improve the communication skills among the students.
- The private colleges have to improve the TSKC activities, NSS activities and arrange more extension lectures on various subjects.
- The Government Degree College has to improve the basic facilities such drinking water and toilet facility to meet requirement of the students.
- Majority of the students are interested to join in NCC but private colleges have no NCC Unit. It is suggested to have one NCC unit to the college. Majority of the students are belongs to low income group so each has to strengthen the reading room facility and internet facility.

Bibliography

1. Statistical Method – SP Gupta
2. Statistical Method – SC Gupta
3. Introduction to Computers – Sanjay Saxena